

NCERT Solutions for Class 9 Maths Chapter 10: Using the NCERT Solutions for Class 9 Maths Chapter 10, Circles students can gain a clear understanding of various properties and theorems related to circles. This chapter covers important topics such as the definition of a circle, the properties of tangents, chords, and angles, as well as theorems like the angle subtended by an arc at the center and the circumference of a circle.

These solutions are created to help students break down complex problems into manageable steps, ensuring a thorough comprehension of how circles interact with other geometric figures. By working through these detailed solutions, students can effectively prepare for exams, solve challenging questions with confidence, and develop a deeper appreciation for the role of circles in geometry.

[CBSE Compartment Result 2024](#)

NCERT Solutions for Class 9 Maths Chapter 10 Circles Overview

These solutions for NCERT Class 9 Maths Chapter 10, Circles are prepared by subject experts from Physics Wallah, ensuring high-quality and accurate explanations.

Each step is explained to help students understand the underlying principles and apply them effectively in solving problems. By studying these expertly created solutions students can build a strong foundation in circle geometry, clarify their doubts, and enhance their problem-solving skills.

NCERT Solutions for Class 9 Maths Chapter 10 PDF

The PDF link for the NCERT Solutions for Class 9 Maths Chapter 10 Circles is available below. This PDF provides detailed solutions and explanations for all the exercises in the chapter, helping students grasp the concepts of circles more effectively.

By referring to this PDF students can access step-by-step solutions clarify their doubts and strengthen their understanding of key topics such as tangents, chords, and theorems related to circles.

NCERT Solutions for Class 9 Maths Chapter 10 PDF

NCERT Solutions for Class 9 Maths Chapter 10 Circles

Below we have provided NCERT Solutions for Class 9 Maths Chapter 10 Circles:

NCERT Solutions for Class 9 Maths Chapter 10 Circles Exercise: 10.1 (Page No: 171)

1. Fill in the blanks.

- (i) The centre of a circle lies in _____ of the circle. (exterior/ interior)
- (ii) A point whose distance from the centre of a circle is greater than its radius lies in _____ of the circle. (exterior/ interior)
- (iii) The longest chord of a circle is a _____ of the circle.
- (iv) An arc is a _____ when its ends are the ends of a diameter.
- (v) Segment of a circle is the region between an arc and _____ of the circle.
- (vi) A circle divides the plane, on which it lies, in _____ parts.

Solution:

- (i) The centre of a circle lies in **interior** of the circle.
- (ii) A point, whose distance from the centre of a circle is greater than its radius lies in **exterior** of the circle.
- (iii) The longest chord of a circle is a **diameter** of the circle.
- (iv) An arc is a **semicircle** when its ends are the ends of a diameter.
- (v) Segment of a circle is the region between an arc and **chord** of the circle.
- (vi) A circle divides the plane, on which it lies, in **3 (three)** parts.

2. Write True or False. Give reasons for your solutions.

- (i) Line segment joining the centre to any point on the circle is a radius of the circle.
- (ii) A circle has only a finite number of equal chords.
- (iii) If a circle is divided into three equal arcs, each is a major arc.
- (iv) A chord of a circle, which is twice as long as its radius, is the diameter of the circle.
- (v) Sector is the region between the chord and its corresponding arc.
- (vi) A circle is a plane figure.

Solution:

(i) **True.** Any line segment drawn from the centre of the circle to any point on it is the radius of the circle and will be of equal length.

(ii) **False.** There can be infinite numbers of equal chords in a circle.

(iii) **False.** For unequal arcs, there can be major and minor arcs. So, equal arcs on a circle cannot be said to be major arcs or minor arcs.

(iv) **True.** Any chord whose length is twice as long as the radius of the circle always passes through the centre of the circle, and thus, it is known as the diameter of the circle.

(v) **False.** A sector is a region of a circle between the arc and the two radii of the circle.

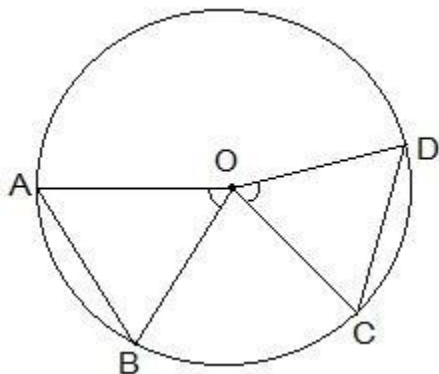
(vi) **True.** A circle is a 2d figure, and it can be drawn on a plane.

NCERT Solutions for Class 9 Maths Chapter 10 Circles Exercise: 10.2 (Page No: 173)

1. Recall that two circles are congruent if they have the same radii. Prove that equal chords of congruent circles subtend equal angles at their centres.

Solution:

To recall, a circle is a collection of points whose every point is equidistant from its centre. So, two circles can be congruent only when the distance of every point of both circles is equal from the centre.



For the second part of the question, it is given that $AB = CD$, i.e., two equal chords.

Now, it is to be proven that angle AOB is equal to angle COD.

Proof:

Consider the triangles $\triangle AOB$ and $\triangle COD$.

$OA = OC$ and $OB = OD$ (Since they are the radii of the circle.)

$AB = CD$ (As given in the question.)

So, by SSS congruency, $\triangle AOB \cong \triangle COD$

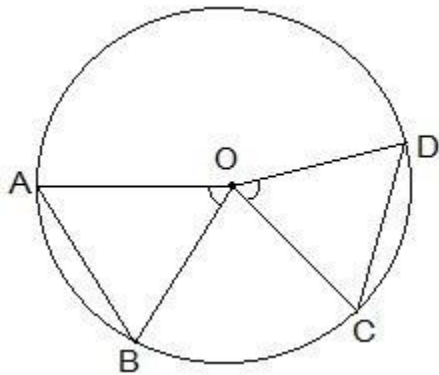
\therefore By CPCT, we have,

$\angle AOB = \angle COD$ (Hence, proved).

2. Prove that if chords of congruent circles subtend equal angles at their centres, then the chords are equal.

Solution:

Consider the following diagram.



Here, it is given that $\angle AOB = \angle COD$, i.e., they are equal angles.

Now, we will have to prove that the line segments AB and CD are equal, i.e., $AB = CD$.

Proof:

In triangles AOB and COD,

$\angle AOB = \angle COD$ (As given in the question.)

$OA = OC$ and $OB = OD$ (These are the radii of the circle.)

So, by SAS congruency, $\triangle AOB \cong \triangle COD$

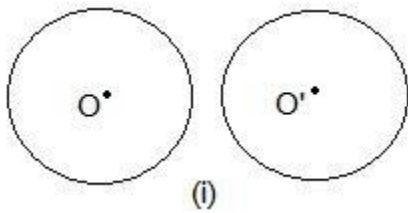
\therefore By the rule of CPCT, we have,

$AB = CD$ (Hence, proved.)

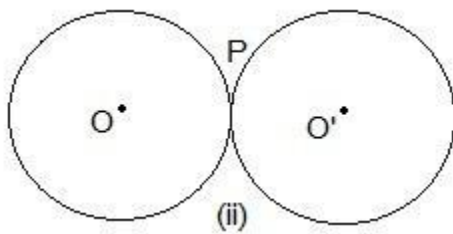
NCERT Solutions for Class 9 Maths Chapter 10 Circles Exercise: 10.3 (Page No: 176)

1. Draw different pairs of circles. How many points does each pair have in common? What is the maximum number of common points?

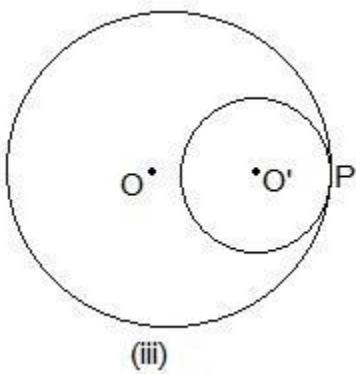
Solution:



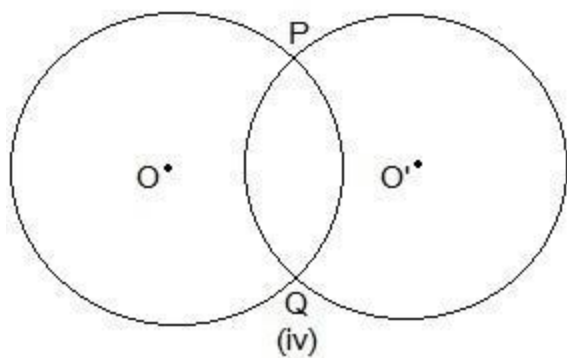
In these two circles, no point is common.



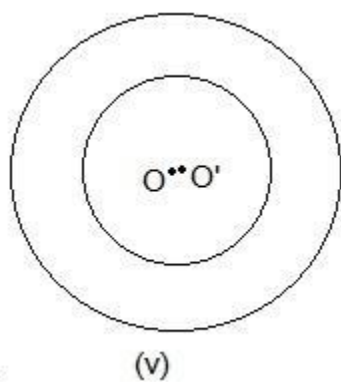
Here, only one point, 'P', is common.



Even here, P is the common point.



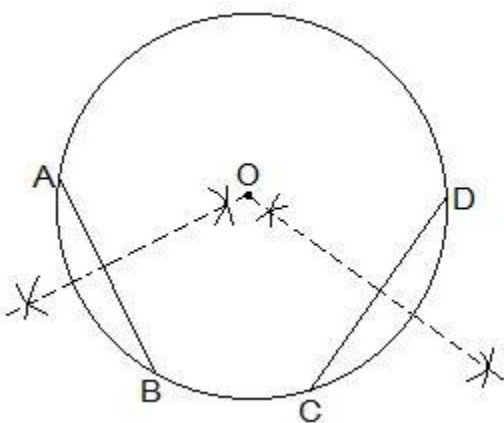
Here, two points are common, which are P and Q .



No point is common in the above circle.

2. Suppose you are given a circle. Give a construction to find its centre.

Solution:



The construction steps to find the centre of the circle is:

Step I: Draw a circle first.

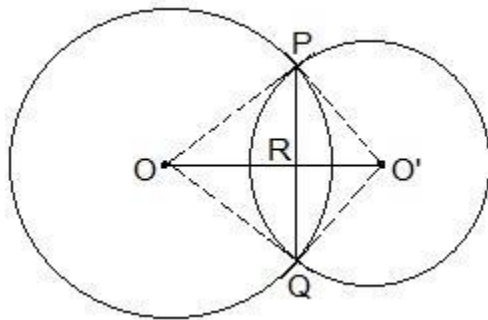
Step II: Draw 2 chords, AB and CD, in the circle.

Step III: Draw the perpendicular bisectors of AB and CD.

Step IV: Connect the two perpendicular bisectors at a point. This intersection point of the two perpendicular bisectors is the centre of the circle.

3. If two circles intersect at two points, prove that their centres lie on the perpendicular bisector of the common chord.

Solution:



It is given that two circles intersect each other at P and Q.

To prove:

OO' is perpendicular bisector of PQ.

(i) $PR = RQ$

(ii) $\angle PRO = \angle PRO' = \angle QRO = \angle QRO' = 90^\circ$

Proof:

In triangles $\triangle POO'$ and $\triangle QOO'$,

$OP = OQ$ and $O'P = O'Q$ (Since they are also the radii.)

$OO' = OO'$ (It is the common side.)

So, it can be said that $\triangle POO' \cong \triangle QOO'$ (SSS Congruence rule)

$\therefore \angle POO' = \angle QOO'$ (c.p.c.t)— (i)

Even triangles $\triangle POR$ and $\triangle QOR$ are similar by SAS congruency.

$OP = OQ$ (Radii)

$$\angle POR = \angle QOR \text{ (As } \angle POO' = \angle QOO')$$

$$OR = OR \text{ (Common arm)}$$

So, $\triangle OPO' \cong \triangle OQO'$ (SAS Congruence rule)

$$\therefore PR = QR \text{ and } \angle PRO = \angle QRO \text{ (c.p.c.t) (ii)}$$

As PQ is a line

$$\angle PRO + \angle QRO = 180^\circ$$

$$\angle PRO + \angle PRO = 180^\circ \text{ (Using (ii))}$$

$$2\angle PRO = 180^\circ$$

$$\angle PRO = 90^\circ$$

$$\text{So } \angle QRO = \angle PRO = 90^\circ$$

Here,

$$\angle PRO' = \angle QRO = 90^\circ \text{ and } \angle QRO' = \angle PRO = 90^\circ \text{ (Vertically opposite angles)}$$

$$\angle PRO = \angle QRO = \angle PRO' = \angle QRO' = 90^\circ$$

So, OO' is the perpendicular bisector of PQ.

NCERT Solutions for Class 9 Maths Chapter 10 Circles Exercise: 10.4 (Page No: 179)

1. Two circles of radii 5 cm and 3 cm intersect at two points, and the distance between their centres is 4 cm. Find the length of the common chord.

Solution:

The perpendicular bisector of the common chord passes through the centres of both circles.

As the circles intersect at two points, we can construct the above figure.

Consider AB as the common chord and O and O' as the centres of the circles.

$$O'A = 5 \text{ cm}$$

$$OA = 3 \text{ cm}$$

$$OO' = 4 \text{ cm [Distance between centres is 4 cm.]}$$

As the radius of the bigger circle is more than the distance between the two centres, we know that the centre of the smaller circle lies inside the bigger circle.

The perpendicular bisector of AB is OO'.

$$OA = OB = 3 \text{ cm}$$

As O is the midpoint of AB

$$AB = 3 \text{ cm} + 3 \text{ cm} = 6 \text{ cm}$$

The length of the common chord is 6 cm.

It is clear that the common chord is the diameter of the smaller circle.

2. If two equal chords of a circle intersect within the circle, prove that the segments of one chord are equal to corresponding segments of the other chord.

Solution:

Let AB and CD be two equal cords (i.e., $AB = CD$). In the above question, it is given that AB and CD intersect at a point, say, E.

It is now to be proven that the line segments $AE = DE$ and $CE = BE$

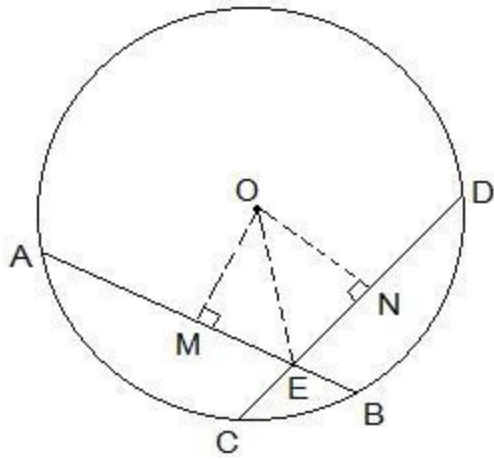
Construction Steps

Step 1: From the centre of the circle, draw a perpendicular to AB, i.e., $OM \perp AB$.

Step 2: Similarly, draw $ON \perp CD$.

Step 3: Join OE.

Now, the diagram is as follows:



Proof:

From the diagram, it is seen that OM bisects AB, and so $OM \perp AB$

Similarly, ON bisects CD, and so $ON \perp CD$.

It is known that $AB = CD$. So,

$$AM = ND \text{ — (i)}$$

$$\text{and } MB = CN \text{ — (ii)}$$

Now, triangles $\triangle OME$ and $\triangle ONE$ are similar by RHS congruency, since

$\angle OME = \angle ONE$ (They are perpendiculars.)

$OE = OE$ (It is the common side.)

$OM = ON$ (AB and CD are equal, and so they are equidistant from the centre.)

$$\therefore \triangle OME \cong \triangle ONE$$

$$ME = EN \text{ (by CPCT) — (iii)}$$

Now, from equations (i) and (ii), we get

$$AM + ME = ND + EN$$

$$\text{So, } AE = ED$$

Now from equations (ii) and (iii), we get

$$MB - ME = CN - EN$$

So, $EB = CE$ (Hence, proved)

3. If two equal chords of a circle intersect within the circle, prove that the line joining the point of intersection to the centre makes equal angles with the chords.

Solution:

From the question, we know the following:

(i) AB and CD are 2 chords which are intersecting at point E .

(ii) PQ is the diameter of the circle.

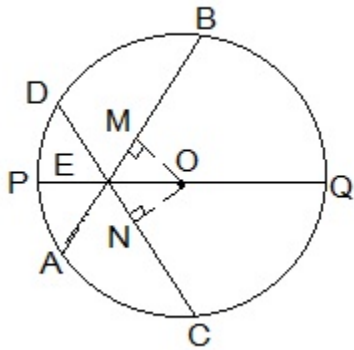
(iii) $AB = CD$.

Now, we will have to prove that $\angle BEQ = \angle CEQ$

For this, the following construction has to be done.

Construction:

Draw two perpendiculars are drawn as $OM \perp AB$ and $ON \perp D$. Now, join OE . The constructed diagram will look as follows:



Now, consider the triangles $\triangle OEM$ and $\triangle OEN$.

Here,

(i) $OM = ON$ [The equal chords are always equidistant from the centre.]

(ii) $OE = OE$ [It is the common side.]

(iii) $\angle OME = \angle ONE$ [These are the perpendiculars.]

So, by RHS congruency criterion, $\triangle OEM \cong \triangle OEN$.

Hence, by the CPCT rule, $\angle MEO = \angle NEO$

$\therefore \angle BEQ = \angle CEQ$ (Hence, proved)

4. If a line intersects two concentric circles (circles with the same centre) with centre O at A, B, C and D, prove that $AB = CD$ (see Fig. 10.25).

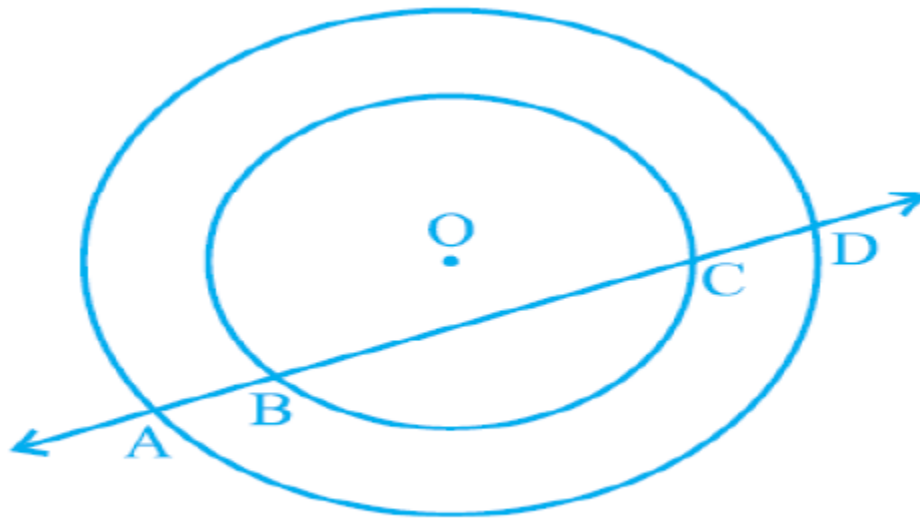


Fig. 10.25

Solution:

The given image is as follows:

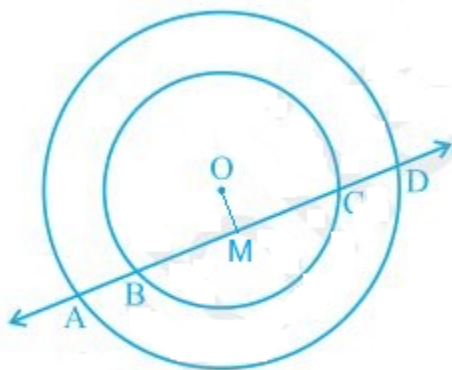


Fig. 10.25

First, draw a line segment from O to AD, such that $OM \perp AD$.

So, now OM is bisecting AD since $OM \perp AD$.

Therefore, $AM = MD$ — (i)

Also, since $OM \perp BC$, OM bisects BC .

Therefore, $BM = MC$ — (ii)

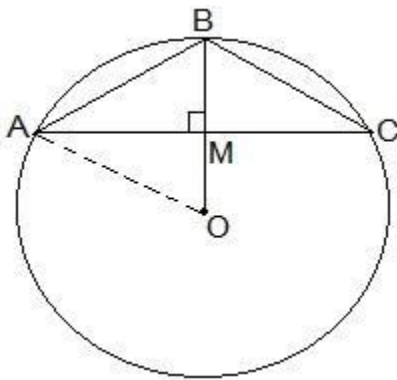
From equation (i) and equation (ii),

$$AM - BM = MD - MC$$

$$\therefore AB = CD$$

5. Three girls, Reshma, Salma and Mandip, are playing a game by standing on a circle of radius 5m drawn in a park. Reshma throws a ball to Salma, Salma to Mandip, and Mandip to Reshma. If the distance between Reshma and Salma and between Salma and Mandip is 6m each, what is the distance between Reshma and Mandip?

Solution:



Let the positions of Reshma, Salma and Mandip be represented as A, B and C, respectively.

From the question, we know that $AB = BC = 6\text{cm}$

So, the radius of the circle, i.e., $OA = 5\text{cm}$

Now, draw a perpendicular $BM \perp AC$.

Since $AB = BC$, ABC can be considered an isosceles triangle. M is the mid-point of AC . BM is the perpendicular bisector of AC , and thus it passes through the centre of the circle.

Now,

let $AM = y$ and

$$OM = x$$

So, BM will be = (5-x).

By applying the Pythagorean theorem in ΔOAM , we get

$$OA^2 = OM^2 + AM^2$$

$$\Rightarrow 5^2 = x^2 + y^2 \text{ — (i)}$$

Again, by applying the Pythagorean theorem in ΔAMB ,

$$AB^2 = BM^2 + AM^2$$

$$\Rightarrow 6^2 = (5-x)^2 + y^2 \text{ — (ii)}$$

Subtracting equation (i) from equation (ii), we get

$$36 - 25 = (5-x)^2 + y^2 - x^2 - y^2$$

Now, solving this equation, we get the value of x as

$$x = 7/5$$

Substituting the value of x in equation (i), we get

$$y^2 + (49/25) = 25$$

$$\Rightarrow y^2 = 25 - (49/25)$$

Solving it, we get the value of y as

$$y = 24/5$$

Thus,

$$AC = 2 \times AM$$

$$= 2 \times y$$

$$= 2 \times (24/5) \text{ m}$$

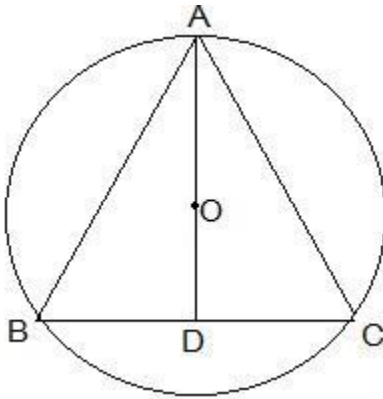
$$AC = 9.6 \text{ m}$$

So, the distance between Reshma and Mandip is 9.6 m.

6. A circular park of radius 20m is situated in a colony. Three boys, Ankur, Syed and David, are sitting at equal distances on its boundary, each having a toy telephone in his hands to talk to each other. Find the length of the string of each phone.

Solution:

First, draw a diagram according to the given statements. The diagram will look as follows:



Here, the positions of Ankur, Syed and David are represented as A, B and C, respectively. Since they are sitting at equal distances, the triangle ABC will form an equilateral triangle.

$AD \perp BC$ is drawn. Now, AD is the median of $\triangle ABC$, and it passes through the centre O.

Also, O is the centroid of the $\triangle ABC$. OA is the radius of the triangle.

$$OA = \frac{2}{3} AD$$

Let the side of a triangle a metres, then $BD = \frac{a}{2}$ m.

Applying Pythagoras' theorem in $\triangle ABD$,

$$AB^2 = BD^2 + AD^2$$

$$\Rightarrow AD^2 = AB^2 - BD^2$$

$$\Rightarrow AD^2 = a^2 - \left(\frac{a}{2}\right)^2$$

$$\Rightarrow AD^2 = \frac{3a^2}{4}$$

$$\Rightarrow AD = \frac{\sqrt{3}a}{2}$$

$$OA = \frac{2}{3} AD$$

$$20 \text{ m} = \frac{2}{3} \times \frac{\sqrt{3}a}{2}$$

$$a = 20\sqrt{3} \text{ m}$$

So, the length of the string of the toy is $20\sqrt{3}$ m.

NCERT Solutions for Class 9 Maths Chapter 10 Circles Exercise: 10.5 (Page No: 184)

1. In Fig. 10.36, A, B and C are three points on a circle with centre O, such that $\angle BOC = 30^\circ$ and $\angle AOB = 60^\circ$. If D is a point on the circle other than the arc ABC, find $\angle ADC$.

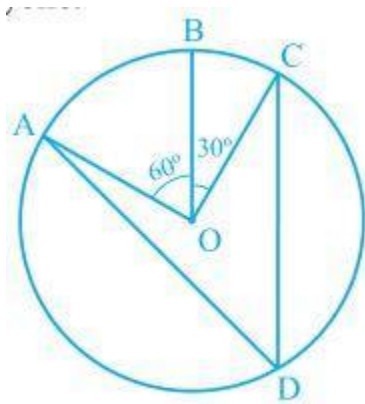


Fig. 10.36

Solution:

It is given that,

$$\angle AOC = \angle AOB + \angle BOC$$

$$\text{So, } \angle AOC = 60^\circ + 30^\circ$$

$$\therefore \angle AOC = 90^\circ$$

It is known that an angle which is subtended by an arc at the centre of the circle is double the angle subtended by that arc at any point on the remaining part of the circle.

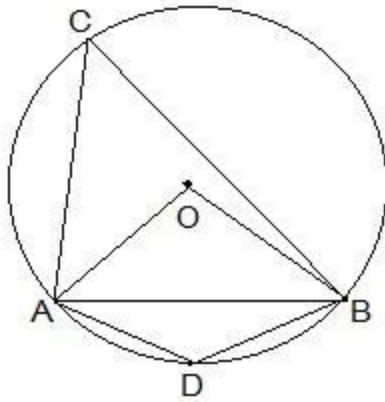
So,

$$\angle ADC = \left(\frac{1}{2}\right)\angle AOC$$

$$= \left(\frac{1}{2}\right) \times 90^\circ = 45^\circ$$

2. A chord of a circle is equal to the radius of the circle. Find the angle subtended by the chord at a point on the minor arc and also at a point on the major arc.

Solution:



Here, the chord AB is equal to the radius of the circle. In the above diagram, OA and OB are the two radii of the circle.

Now, consider the $\triangle OAB$. Here,

$$AB = OA = OB = \text{radius of the circle}$$

So, it can be said that $\triangle OAB$ has all equal sides, and thus, it is an equilateral triangle.

$$\therefore \angle AOB = 60^\circ$$

$$\text{And, } \angle ACB = \frac{1}{2} \angle AOB$$

$$\text{So, } \angle ACB = \frac{1}{2} \times 60^\circ = 30^\circ$$

Now, since ACBD is a cyclic quadrilateral,

$$\angle ADB + \angle ACB = 180^\circ \text{ (They are the opposite angles of a cyclic quadrilateral)}$$

$$\text{So, } \angle ADB = 180^\circ - 30^\circ = 150^\circ$$

So, the angle subtended by the chord at a point on the minor arc and also at a point on the major arc is 150° and 30° , respectively.

3. In Fig. 10.37, $\angle PQR = 100^\circ$, where P, Q and R are points on a circle with centre O. Find $\angle OPR$.

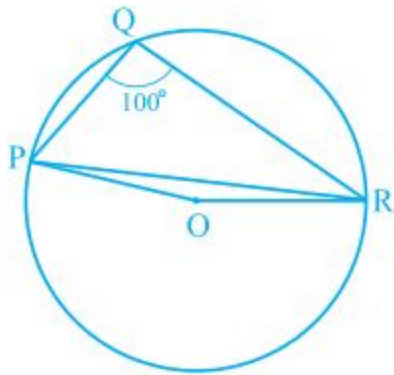


Fig. 10.37

Solution:

Since the angle which is subtended by an arc at the centre of the circle is double the angle subtended by that arc at any point on the remaining part of the circle.

So, the reflex $\angle POR = 2 \times \angle PQR$

We know the values of angle PQR as 100° .

So, $\angle POR = 2 \times 100^\circ = 200^\circ$

$\therefore \angle POR = 360^\circ - 200^\circ = 160^\circ$

Now, in $\triangle OPR$,

OP and OR are the radii of the circle.

So, $OP = OR$

Also, $\angle OPR = \angle ORP$

Now, we know the sum of the angles in a triangle is equal to 180 degrees.

So,

$$\angle POR + \angle OPR + \angle ORP = 180^\circ$$

$$\angle OPR + \angle OPR = 180^\circ - 160^\circ$$

As $\angle OPR = \angle ORP$

$$2\angle OPR = 20^\circ$$

Thus, $\angle OPR = 10^\circ$

4. In Fig. 10.38, $\angle ABC = 69^\circ$, $\angle ACB = 31^\circ$, find $\angle BDC$.

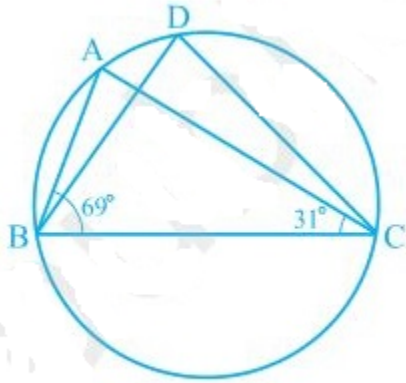


Fig. 10.38

Solution:

We know that angles in the segment of the circle are equal, so,

$$\angle BAC = \angle BDC$$

Now, in the $\triangle ABC$, the sum of all the interior angles will be 180° .

$$\text{So, } \angle ABC + \angle BAC + \angle ACB = 180^\circ$$

Now, by putting the values,

$$\angle BAC = 180^\circ - 69^\circ - 31^\circ$$

$$\text{So, } \angle BAC = 80^\circ$$

$$\therefore \angle BDC = 80^\circ$$

5. In Fig. 10.39, A, B, C and D are four points on a circle. AC and BD intersect at a point E, such that $\angle BEC = 130^\circ$ and $\angle ECD = 20^\circ$. Find BAC.

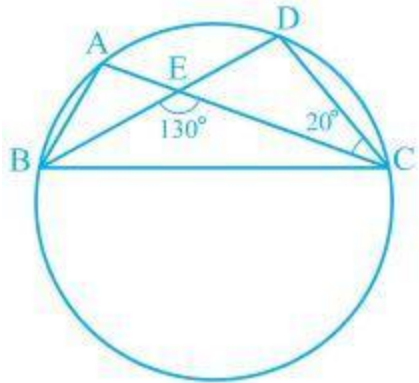


Fig. 10.39

Solution:

We know that the angles in the segment of the circle are equal.

So,

$$\angle BAC = \angle CDE$$

Now, by using the exterior angles property of the triangle,

In $\triangle CDE$, we get

$$\angle CEB = \angle CDE + \angle DCE$$

We know that $\angle DCE$ is equal to 20° .

$$\text{So, } \angle CDE = 110^\circ$$

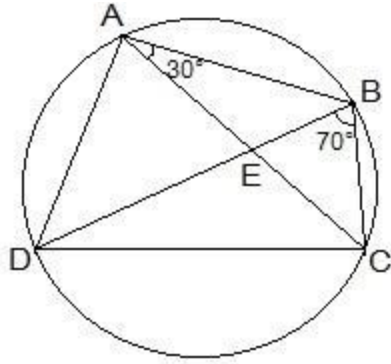
$\angle BAC$ and $\angle CDE$ are equal

$$\therefore \angle BAC = 110^\circ$$

6. ABCD is a cyclic quadrilateral whose diagonals intersect at point E. If $\angle DBC = 70^\circ$, $\angle BAC$ is 30° , find $\angle BCD$. Further, if $AB = BC$, find $\angle ECD$.

Solution:

Consider the following diagram.



Consider the chord CD.

We know that angles in the same segment are equal.

So, $\angle CBD = \angle CAD$

$\therefore \angle CAD = 70^\circ$

Now, $\angle BAD$ will be equal to the sum of angles BAC and CAD.

So, $\angle BAD = \angle BAC + \angle CAD$

$= 30^\circ + 70^\circ$

$\therefore \angle BAD = 100^\circ$

We know that the opposite angles of a cyclic quadrilateral sum up to 180 degrees.

So,

$\angle BCD + \angle BAD = 180^\circ$

It is known that $\angle BAD = 100^\circ$

So, $\angle BCD = 80^\circ$

Now, consider the $\triangle ABC$.

Here, it is given that $AB = BC$

Also, $\angle BCA = \angle CAB$ (They are the angles opposite to equal sides of a triangle)

$\angle BCA = 30^\circ$

also, $\angle BCD = 80^\circ$

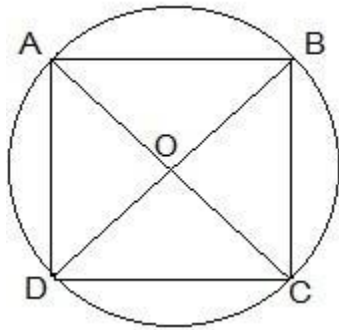
$\angle BCA + \angle ACD = 80^\circ$

Thus, $\angle ACD = 50^\circ$ and $\angle ECD = 50^\circ$

7. If diagonals of a cyclic quadrilateral are diameters of the circle through the vertices of the quadrilateral, prove that it is a rectangle.

Solution:

Draw a cyclic quadrilateral ABCD inside a circle with centre O, such that its diagonal AC and BD are two diameters of the circle.



We know that the angles in the semi-circle are equal.

So, $\angle ABC = \angle BCD = \angle CDA = \angle DAB = 90^\circ$

So, as each internal angle is 90° , it can be said that the quadrilateral ABCD is a rectangle.

8. If the non-parallel sides of a trapezium are equal, prove that it is cyclic.

Solution:

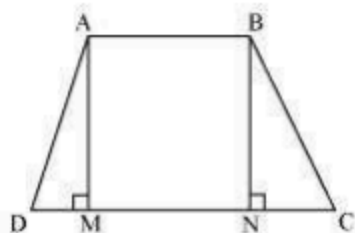
Construction:

Consider a trapezium ABCD with $AB \parallel CD$ and $BC = AD$.

Draw $AM \perp CD$ and $BN \perp CD$

In $\triangle AMD$ and $\triangle BNC$,

The diagram will look as follows:



In $\triangle AMD$ and $\triangle BNC$,

$AD = BC$ (Given)

$\angle AMD = \angle BNC$ (By construction, each is 90°)

$AM = BN$ (Perpendicular distance between two parallel lines is same)

$\triangle AMD \cong \triangle BNC$ (RHS congruence rule)

$\angle ADC = \angle BCD$ (CPCT) ... (1)

$\angle BAD$ and $\angle ADC$ are on the same side of transversal AD.

$\angle BAD + \angle ADC = 180^\circ$... (2)

$\angle BAD + \angle BCD = 180^\circ$ [Using equation (1)]

This equation shows that the opposite angles are supplementary.

Therefore, ABCD is a cyclic quadrilateral.

9. Two circles intersect at two points, B and C. Through B, two line segments ABD and PBQ are drawn to intersect the circles at A, D and P, Q, respectively (see Fig. 10.40). Prove that $\angle ACP = \angle QCD$.

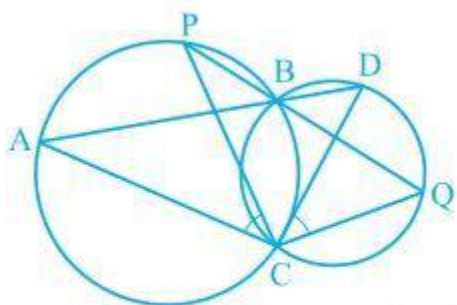


Fig. 10.40

Solution:

Construction:

Join the chords AP and DQ.

For chord AP, we know that angles in the same segment are equal.

So, $\angle PBA = \angle ACP$ — (i)

Similarly, for chord DQ,

$\angle DBQ = \angle QCD$ — (ii)

It is known that ABD and PBQ are two line segments which are intersecting at B.

At B, the vertically opposite angles will be equal.

$\therefore \angle PBA = \angle DBQ$ — (iii)

From equation (i), equation (ii) and equation (iii), we get

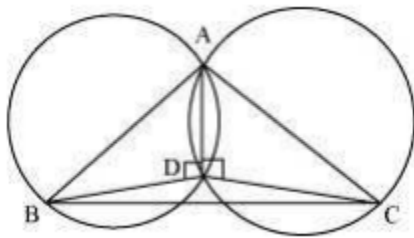
$\angle ACP = \angle QCD$

10. If circles are drawn taking two sides of a triangle as diameters, prove that the point of intersection of these circles lies on the third side.

Solution:

First, draw a triangle ABC and then two circles having diameters of AB and AC, respectively.

We will have to now prove that D lies on BC and BDC is a straight line.



Proof:

We know that angles in the semi-circle are equal.

So, $\angle ADB = \angle ADC = 90^\circ$

Hence, $\angle ADB + \angle ADC = 180^\circ$

$\therefore \angle BDC$ is a straight line.

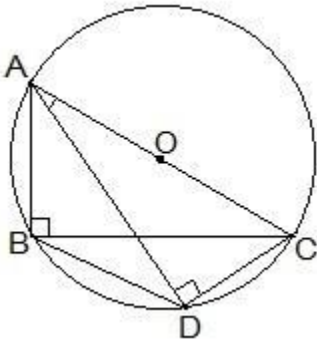
So, it can be said that D lies on the line BC.

11. ABC and ADC are two right triangles with common hypotenuse AC. Prove that $\angle CAD = \angle CBD$.

Solution:

We know that AC is the common hypotenuse and $\angle B = \angle D = 90^\circ$.

Now, it has to be proven that $\angle CAD = \angle CBD$



Since $\angle ABC$ and $\angle ADC$ are 90° , it can be said that they lie in a semi-circle.

So, triangles ABC and ADC are in the semi-circle, and the points A, B, C and D are concyclic.

Hence, CD is the chord of the circle with centre O.

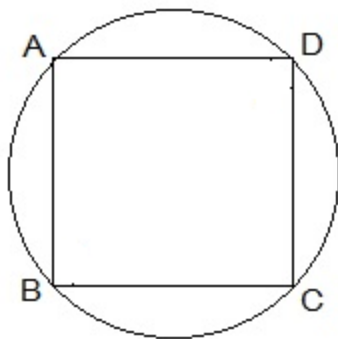
We know that the angles which are in the same segment of the circle are equal.

$\therefore \angle CAD = \angle CBD$

12. Prove that a cyclic parallelogram is a rectangle.

Solution:

It is given that ABCD is a cyclic parallelogram, and we will have to prove that ABCD is a rectangle.



Proof:

Let ABCD be a cyclic parallelogram.

$$\angle A + \angle C = 180^\circ \quad (\text{Opposite angle of cyclic quadrilateral}) \quad \dots (1)$$

We know that opposite angles of a parallelogram are equal

$$\angle A = \angle C \text{ and } \angle B = \angle D$$

From equation (1)

$$\angle A + \angle C = 180^\circ$$

$$\angle A + \angle A = 180^\circ$$

$$2 \angle A = 180^\circ$$

$$\angle A = 90^\circ$$

Parallelogram ABCD has one of its interior angles as 90° .

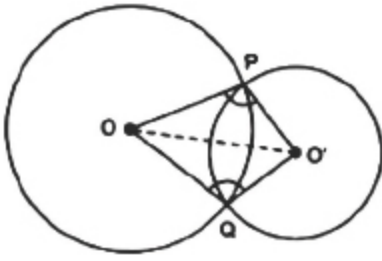
Thus, ABCD is a rectangle.

NCERT Solutions for Class 9 Maths Chapter 10 Circles Exercise: 10.6 (Page No: 186)

1. Prove that the line of centres of two intersecting circles subtends equal angles at the two points of intersection.

Solution:

Consider the following diagram.



In $\triangle POO'$ and $\triangle QOO'$

$$OP = OQ \quad (\text{Radius of circle 1})$$

$$O'P = O'Q \quad (\text{Radius of circle 2})$$

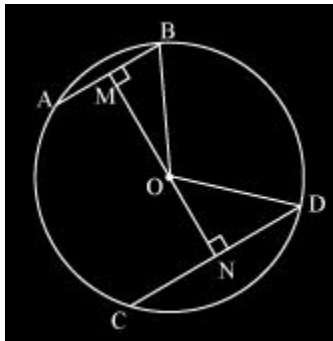
$$OO' = OO' \quad (\text{Common arm})$$

So, by SSS congruency, $\triangle POO' \cong \triangle QOO'$

Thus, $\angle OPO' = \angle OQO'$ (proved).

2. Two chords AB and CD of lengths 5 cm and 11 cm, respectively, of a circle, are parallel to each other and are on opposite sides of its centre. If the distance between AB and CD is 6, find the radius of the circle.

Solution:



Here, $OM \perp AB$ and $ON \perp CD$ are drawn, and OB and OD are joined.

We know that AB bisects BM as the perpendicular from the centre bisects the chord.

Since $AB = 5$ so,

$$BM = AB/2 = 5/2$$

Similarly, $ND = CD/2 = 11/2$

Now, let ON be x.

So, OM = 6-x.

Consider ΔMOB ,

$$OB^2 = OM^2 + MB^2$$

Or,

$$OB^2 = 36 + x^2 - 12x + \frac{25}{4} \quad \dots (1)$$

Consider ΔNOD ,

$$OD^2 = ON^2 + ND^2$$

Or

$$OD^2 = x^2 + \frac{121}{4} \quad \dots (2)$$

We know, OB = OD (radii)

From equation 1 and equation 2, we get

$$36 + x^2 - 12x + \frac{25}{4} = x^2 + \frac{121}{4}$$

$$12x = 36 + \frac{25}{4} - \frac{121}{4}$$

$$= \frac{144 + 25 - 121}{4}$$

$$12x = \frac{48}{4} = 12$$

$$x = 1$$

Now, from equation (2), we have,

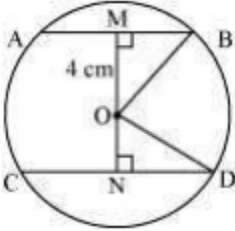
$$OD^2 = 1^2 + (121/4)$$

$$\text{Or } OD = (5/2) \times \sqrt{5} \text{ cm}$$

3. The lengths of two parallel chords of a circle are 6 cm and 8 cm. If the smaller chord is at a distance 4 cm from the centre, what is the distance of the other chord from the centre?

Solution:

Consider the following diagram.



Here, AB and CD are 2 parallel chords. Now, join OB and OD.

Distance of smaller chord AB from the centre of the circle = 4 cm

So, $OM = 4$ cm

$MB = AB/2 = 3$ cm

Consider $\triangle OMB$.

$$OB^2 = OM^2 + MB^2$$

Or, $OB = 5$ cm

Now, consider $\triangle OND$.

$OB = OD = 5$ (Since they are the radii.)

$ND = CD/2 = 4$ cm

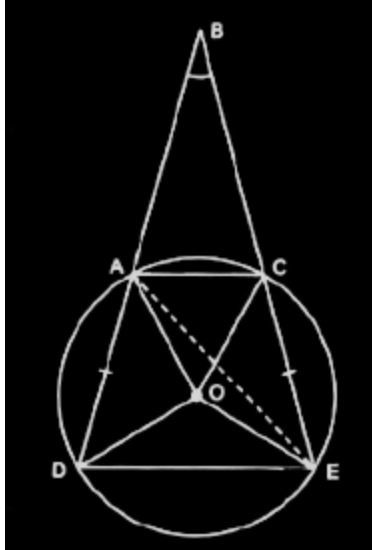
$$\text{Now, } OD^2 = ON^2 + ND^2$$

Or, $ON = 3$ cm

4. Let the vertex of an angle ABC be located outside a circle, and let the sides of the angle intersect equal chords AD and CE with the circle. Prove that $\angle ABC$ is equal to half the difference of the angles subtended by the chords AC and DE at the centre.

Solution:

Consider the diagram.



Here $AD = CE$

We know any exterior angle of a triangle is equal to the sum of interior opposite angles.

So,

$$\angle DAE = \angle ABC + \angle AEC \text{ (in } \triangle BAE) \text{ —————(i)}$$

DE subtends $\angle DOE$ at the centre and $\angle DAE$ in the remaining part of the circle.

So,

$$\angle DAE = \frac{1}{2} \angle DOE \text{ —————(ii)}$$

$$\text{Similarly, } \angle AEC = \frac{1}{2} \angle AOC \text{ —————(iii)}$$

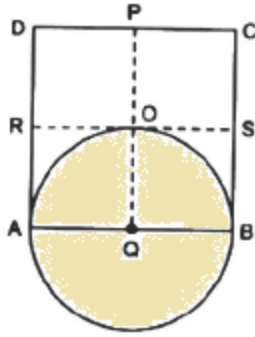
Now, from equations (i), (ii), and (iii), we get

$$\frac{1}{2} \angle DOE = \angle ABC + \frac{1}{2} \angle AOC$$

$$\text{Or, } \angle ABC = \frac{1}{2} [\angle DOE - \angle AOC] \text{ (Hence, proved)}$$

5. Prove that the circle drawn with any side of a rhombus as diameter passes through the point of intersection of its diagonals.

Solution:



To prove: A circle drawn with Q as the centre will pass through A, B and O (i.e., $QA = QB = QO$).

Since all sides of a rhombus are equal,

$$AB = DC$$

Now, multiply $(\frac{1}{2})$ on both sides.

$$(\frac{1}{2})AB = (\frac{1}{2})DC$$

$$\text{So, } AQ = DP$$

$$BQ = DP$$

Since Q is the midpoint of AB,

$$AQ = BQ$$

Similarly,

$$RA = SB$$

Again, as PQ is drawn parallel to AD,

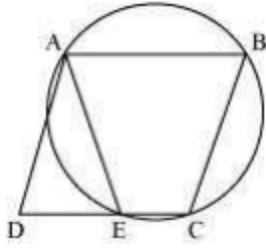
$$RA = QO$$

Now, as $AQ = BQ$ and $RA = QO$, we get

$$QA = QB = QO \text{ (Hence, proved)}$$

6. ABCD is a parallelogram. The circle through A, B and C intersect CD (produced if necessary) at E. Prove that $AE = AD$.

Solution:



Here, ABCE is a cyclic quadrilateral. In a cyclic quadrilateral, the sum of the opposite angles is 180° .

$$\text{So, } \angle AEC + \angle CBA = 180^\circ$$

As $\angle AEC$ and $\angle AED$ are linear pairs,

$$\angle AEC + \angle AED = 180^\circ$$

$$\text{Or, } \angle AED = \angle CBA \dots (1)$$

We know in a parallelogram, opposite angles are equal.

$$\text{So, } \angle ADE = \angle CBA \dots (2)$$

Now, from equations (1) and (2), we get

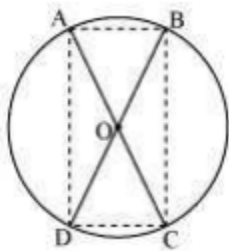
$$\angle AED = \angle ADE$$

Now, AD and AE are angles opposite to equal sides of a triangle.

$$\therefore AD = AE \text{ (proved)}$$

7. AC and BD are chords of a circle which bisect each other. Prove that (i) AC and BD are diameters; (ii) ABCD is a rectangle.

Solution:



Here, chords AB and CD intersect each other at O.

Consider $\triangle AOB$ and $\triangle COD$.

$\angle AOB = \angle COD$ (They are vertically opposite angles.)

$OB = OD$ (Given in the question.)

$OA = OC$ (Given in the question.)

So, by SAS congruency, $\triangle AOB \cong \triangle COD$

Also, $AB = CD$ (By CPCT)

Similarly, $\triangle AOD \cong \triangle COB$

Or, $AD = CB$ (By CPCT)

In quadrilateral ACBD, opposite sides are equal.

So, ACBD is a parallelogram.

We know that opposite angles of a parallelogram are equal.

So, $\angle A = \angle C$

Also, as ABCD is a cyclic quadrilateral,

$$\angle A + \angle C = 180^\circ$$

$$\Rightarrow \angle A + \angle A = 180^\circ$$

$$\text{Or, } \angle A = 90^\circ$$

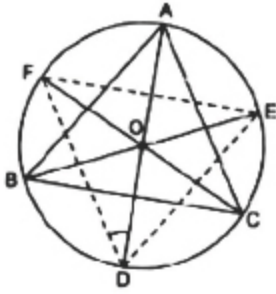
As ACBD is a parallelogram and one of its interior angles is 90° , so, it is a rectangle.

$\angle A$ is the angle subtended by chord BD. And as $\angle A = 90^\circ$, therefore, BD should be the diameter of the circle. Similarly, AC is the diameter of the circle.

8. Bisectors of angles A, B and C of a triangle ABC intersect its circumcircle at D, E and F, respectively. Prove that the angles of the triangle DEF are $90^\circ - (\frac{1}{2})A$, $90^\circ - (\frac{1}{2})B$ and $90^\circ - (\frac{1}{2})C$.

Solution:

Consider the following diagram.



Here, ABC is inscribed in a circle with centre O, and the bisectors of $\angle A$, $\angle B$ and $\angle C$ intersect the circumcircle at D, E and F, respectively.

Now, join DE, EF and FD.

As angles in the same segment are equal, so,

$$\angle EDA = \angle FCA \text{ —————(i)}$$

$$\angle FDA = \angle EBA \text{ —————(ii)}$$

By adding equations (i) and (ii), we get

$$\angle FDA + \angle EDA = \angle FCA + \angle EBA$$

$$\text{Or, } \angle FDE = \angle FCA + \angle EBA = \left(\frac{1}{2}\right)\angle C + \left(\frac{1}{2}\right)\angle B$$

$$\text{We know, } \angle A + \angle B + \angle C = 180^\circ$$

$$\text{So, } \angle FDE = \left(\frac{1}{2}\right)[\angle C + \angle B] = \left(\frac{1}{2}\right)[180^\circ - \angle A]$$

$$\angle FDE = [90^\circ - (\angle A/2)]$$

In a similar way,

$$\angle FED = [90^\circ - (\angle B/2)]^\circ$$

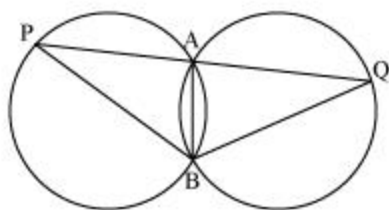
And,

$$\angle EFD = [90^\circ - (\angle C/2)]^\circ$$

9. Two congruent circles intersect each other at points A and B. Through A, any line segment PAQ is drawn so that P, Q lie on the two circles. Prove that BP = BQ.

Solution:

The diagram will be



Here, $\angle APB = \angle AQB$ (as AB is the common chord in both the congruent circles.)

Now, consider $\triangle BPQ$.

$$\angle APB = \angle AQB$$

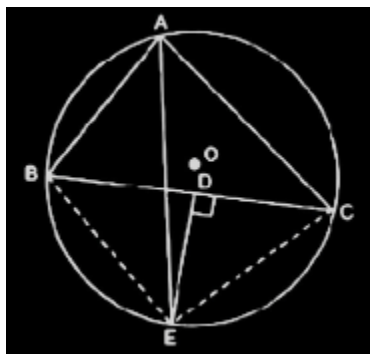
So, the angles are opposite to equal sides of a triangle.

$$\therefore BQ = BP$$

10. In any triangle ABC, if the angle bisector of $\angle A$ and perpendicular bisector of BC intersect, prove that they intersect on the circumcircle of the triangle ABC.

Solution:

Consider this diagram.



Here, join BE and CE.

Now, since AE is the bisector of $\angle BAC$,

$$\angle BAE = \angle CAE$$

Also,

$$\therefore \text{arc BE} = \text{arc EC}$$

This implies chord BE = chord EC

Now, consider triangles $\triangle BDE$ and $\triangle CDE$.

$DE = DE$ (It is the common side)

$BD = CD$ (It is given in the question)

$BE = CE$ (Already proved)

So, by SSS congruency, $\triangle BDE \cong \triangle CDE$.

Thus, $\therefore \angle BDE = \angle CDE$

We know, $\angle BDE = \angle CDE = 180^\circ$

Or, $\angle BDE = \angle CDE = 90^\circ$

$\therefore DE \perp BC$ (Hence, proved).

Benefits of NCERT Solutions for Class 9 Maths Chapter 10

Comprehensive Understanding: NCERT Solutions for Chapter 10 Circles provide clear and thorough explanations of circle-related concepts including the properties of circles, tangents, and chords. This helps students build a strong foundational understanding of the topic.

Step-by-Step Solutions: Each problem is solved step-by-step which guides students through the process of solving similar problems. This methodical approach enhances problem-solving skills and ensures students grasp the underlying principles.

Clarification of Doubts: Detailed solutions help in clarifying doubts by showing the correct method to approach and solve problems. This is particularly useful for students who may struggle with understanding complex concepts on their own.

Exam Preparation: Regular practice with these solutions helps in better preparation for exams. By understanding the types of questions that can be asked and how to approach them, students can improve their performance in exams.

Time Management: With practice and familiarization from the solutions students can learn how to manage their time efficiently during exams. They can become adept at solving questions quickly and accurately.

Enhanced Problem-Solving Skills: Working through a variety of problems enhances students' problem-solving skills, which is beneficial not only for exams but also for developing critical thinking abilities.

