

NCERT Solutions for Class 4 EVS Chapter 14: By the CBSE board syllabus, fourth-grade kids will find excellent help from NCERT Solutions Class 4 EVS.

The study, observation, and understanding of the social, cultural, ecological, and human elements of both local and larger settings are the focus of environmental studies (EVS). The NCERT Solutions Class 4 EVS Chapter 14 - Basva's Farm is supplied here.

NCERT Solutions for Class 4 EVS Chapter 14 Overview

NCERT Solutions for Class 4 EVS Chapter 14, "Basva's Farm," introduces students to the agricultural lifestyle in India through the story of a boy named Basva. The chapter provides a glimpse into Basva's daily life on his family farm, highlighting the various activities and tasks involved in farming.

Basva lives in a village and helps his family cultivate their farm. The NCERT Solutions for Class 4 EVS Chapter 14 describes the different crops grown on Basva's farm, such as jowar and groundnuts, and explains the process of sowing seeds, watering the fields, and protecting the crops from pests. Students learn about the importance of rainfall for farming and the role of different tools and animals in agricultural practices.

NCERT Solutions for Class 4 EVS Chapter 14

Here, we have provided NCERT Solutions for Class 4 EVS Chapter 14 Basva's Farm to help students prepare more effectively for their exams.

1. In Basva's area, an implement called Khunti is used to loosen the soil. What is the kind of implement called in your area? Draw it and discuss.

Answer-

In my location, a tool known as a Khunti is used to loosen the earth.

2. Find out from a farmer or some elders in your family, what kinds of crops are grown in your area.

Answer-

Vegetables, mustard, rice, gram, maize, wheat, etc., are the crops grown in my area.

NCERT Textbook Page No. – 114

3. What other ways could be used to plough the fields instead of animals. Discuss.

Answer-

Fields can be ploughed by tractors rather than by animals.

NCERT Textbook Page No. – 115

4. Draw any crop which you have seen in the field.

Answer-



5. Basva helps his father in the field. Do you help the elders in your family in their work? What do you help with?

Answer-

Yes, I assist my family's elders with their duties. I assist my mother with housecleaning and my father with purchasing everyday necessities for our home.

NCERT Textbook Page No. – 116

6. Do you enjoy doing that work?

Answer-

Yes, I enjoy doing that work.

NCERT Textbook Page No. – 116

Write answers in your notebook

1. Why is Basva not able to attend school for some days?

Answer-

There are days when Basva can't go to school because he has to assist his father in the field.

2. Are there any fields near your house? What is grown there?

Answer-

Yes, there is a field near my house. Crops are grown in that field.

3. Basva's Appa takes the onions to the market in a truck. Think, how would fruits and vegetables be taken to another place, if there were no proper roads.

Answer-

If there are no enough roads, carrying fruits and vegetables is exceedingly tough. In the past, people used donkeys, bullock carts, boats, and other vehicles to transport fruits, vegetables, and crops to markets.

4. What kind of vehicles are used to carry fruits and vegetables? Draw a picture of one of these vehicles in your notebook.

Answer-

Thela, Rikshaw, Tempo, Trucks and Tractors, etc., are used to carry fruits and vegetables.



NCERT Textbook Page No. – 117

Find out and write

1. Given here are pictures of some implements used by Basva's family. Write the names of the implements. Also write what these are called in your area? What work are they used for?



Name (in this chapter) _____

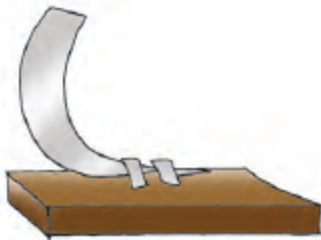
Name in your area _____

Work _____

Name (in this chapter) _____

Name in your area _____

Work _____



Name (in this chapter) _____

Name in your area _____

Work _____

Answer-



Name (in this chapter) Kurige

Name in your area Kudaal

Work Ploughing

Name (in this chapter) Khunti

Name in your area Khunti

Work Digging




Name (in this chapter) Illige

Name in your area Sickle

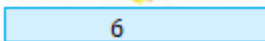

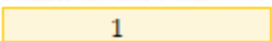
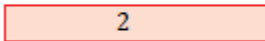

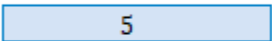
Work Cutting vegetables

NCERT Textbook Page No. – 118

2. Many steps are needed to grow crops. Look at the pictures and mark them in the correct order.



Answer-



3. Find out about a crop that is grown in your area. Also, find out the steps that are part of this work. Draw them in your notebook.

Answer-

Rice, wheat, mustard, vegetables, etc., are grown in my area.

Benefits of NCERT Solutions for Class 4 EVS Chapter 14

Here are some of the benefits of using NCERT Solutions for Class 4 EVS Chapter 14, "Basva's Farm":

1. Comprehensive Understanding

In-Depth Knowledge: NCERT Solutions provide detailed explanations of the chapter, helping students grasp the key concepts of farming and agriculture.

Clarity on Concepts: The solutions simplify complex topics like irrigation, crop rotation, and the use of farming tools, making it easier for students to understand.

2. Improved Problem-Solving Skills

Step-by-Step Solutions: Each question is answered in a step-by-step manner, enhancing students' problem-solving abilities.

Encourages Critical Thinking: By exploring various farming scenarios, students develop critical thinking skills as they learn to analyze different situations.

3. Aligned with Curriculum

NCERT Based: The solutions are aligned with the NCERT curriculum, ensuring that students cover all essential topics and prepare thoroughly for exams.

Adheres to Guidelines: The solutions adhere to the educational guidelines, providing accurate and relevant information.

4. Support for Exam Preparation

Practice Questions: NCERT Solutions offer a variety of questions that help students practice and reinforce their learning.

Boosts Confidence: Regular practice with these solutions increases students' confidence in their ability to tackle exam questions.

5. Engages with Real-Life Examples

Relatable Content: The chapter uses Basva's farm as a real-life example, making the content relatable and engaging for students.

Practical Insights: Students gain practical insights into the agricultural lifestyle, understanding the importance of farming in daily life.