

NCERT Solutions for Class 4 English Marigold Chapter 3: NCERT Solutions for Class 4 English Marigold Chapter 3 Nasruddin's Aim provide a detailed explanation of the story making it easier for young learners to understand the key themes and messages.

NCERT solutions provide simplified answers to all the textbook questions, ensuring students grasp the story's moral and improve their comprehension and language skills. The solutions also include exercises that help students develop a deeper understanding of the text, vocabulary and grammar making the learning process fun and engaging.

NCERT Solutions for Class 4 English Marigold Chapter 3 Overview

NCERT Solutions for Class 4 English Marigold Chapter 3 Nasruddin's Aim provided by Physics Wallah provide a detailed overview of the chapter.

They provide detailed answers to textbook questions helping students understand the plot, characters, and underlying messages. These solutions include explanations that enhance comprehension and reinforce vocabulary and grammar skills.

By presenting the content clearly and effectively Physics Wallah solutions make it easier for students to grasp the moral lessons of the story and apply them to their learning.

NCERT Solutions for Class 4 English Marigold Chapter 3 PDF

NCERT Solutions for Class 4 English Marigold Chapter 3 Nasruddin's Aim are available for download in PDF format.

The solutions are prepared by experts provide a clear and accessible way for students to engage with the story improve their comprehension skills and learn valuable lessons from Nasruddin's clever and humorous adventures. You can access and download the PDF using the link below to support your study and revision efforts.

NCERT Solutions for Class 4 English Marigold Chapter 3 PDF

NCERT Solutions for Class 4 English Marigold Chapter 3 Nasruddin's Aim

Here we have provided NCERT Solutions for Class 4 English Marigold Chapter 3 Nasruddin's Aim-

Reading is Fun

1.What did Nasruddin boast about?

Answer.

Nasruddin boasted about his exceptional skill in archery. He claimed to be so proficient that he could hit any target with ease, showcasing his confidence in his archery abilities.

2. Why did Nasruddin take someone else's name each time he missed the target?

Answer.

Nasruddin took someone else's name each time he missed the target because he wanted to avoid revealing his own failure in archery. By attributing his missed shots to others, he tried to maintain his boastful reputation and protect his image as a skilled archer.

3. Why did Nasruddin say, "It was my aim," the third time?

Answer.

Nasruddin said, "It was my aim," the third time because he successfully hit the target on his third attempt. By making this statement, he attributed his success to his skillful aim, contrasting with his previous attempts when he had missed the target and blamed others.

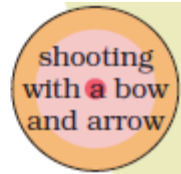
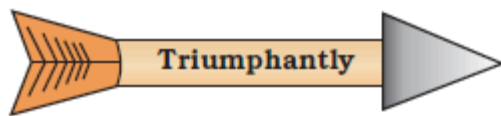
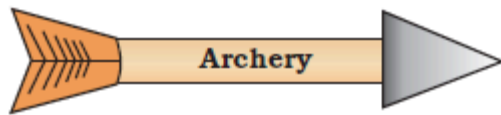
4. Do you think Nasruddin was good at archery?

Answer.

No, I don't think Nasruddin was truly good at archery. His repeated failures to hit the target suggest that his skills were not as impressive as he boasted. Nasruddin's claims about his archery prowess seemed to be more about maintaining his image and impressing his friends rather than reflecting his actual abilities.

Word Building

1. Shoot the arrow and hit the target by matching the words with their correct meanings.



Answer.

Chatting – talking informally

Amazement – great surprise

Archery – shooting with a bow and arrow

Defending – protecting from attack

Target – the goal intended to be hit

Triumphantly – happy and proud

2. Replace the bold word/words with a word from the quiver and rewrite the sentence-

In no time she hit the **object she aimed at**.

Nasruddin was **surely** not a good archer.

The teacher **said something about** his good handwriting. He felt very happy.



Answer.

In no time, she hit the target.

Nasruddin was certainly not a good archer.

The teacher remarked on his good handwriting. He felt very happy.

Let's Write

1. This is a picture of Rahul Gupta. Using the clues given, write a paragraph about him in your notebook



Clues

Indian, cricket, eight hours, practises, eats healthy food,
runs two kilometres every day, batsman

Answer.

Rahul Gupta is an Indian cricket enthusiast who dreams of joining the Indian cricket team. To achieve this goal, he dedicates over eight hours each day to practicing cricket. Recognized as the best left-hand batsman on his team, Rahul combines his cricket training with a rigorous fitness routine.

He runs two kilometers daily and performs regular exercises to maintain his health and strength. His diet is focused on keeping him fit; he consumes a balanced mix of vegetables, sprouts, eggs, meat, and stays well-hydrated with plenty of fluids. Rahul's commitment to both his sport and his overall well-being reflects his determination to excel in cricket.

2. This is Rajiv's family. They are a healthy family. See what each one does to remain healthy.



Father



Mother



Sita



Grandpa



Grandma



Rajiv

Answer.

- Father is doing exercise by lifting weights.
- Mother is doing yoga.
- Sita is skipping.
- Grandpa is walking in the park.
- Grandma is drinking milk.
- Rajiv is jogging in the park.

3. Use the words 'and' or 'but' and make as many sentences as you can about Rajiv's family.

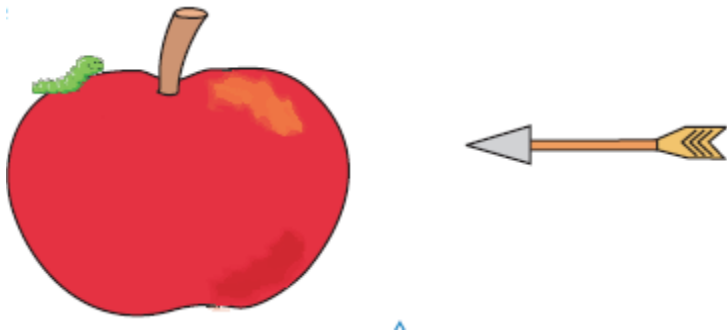
Example: Grandpa and Grandma get up early in the morning.

Grandpa is walking but Rajiv is jogging. '

Answer.

- Father and mother exercise daily to maintain good health and strength.
- Father is lifting weights, but mother is doing yoga.
- Rahul is jogging, and Sita is skipping.
- Grandpa is walking, but Grandma is drinking milk.

Fun Time



Watch the arrow pierce the apple!

Would you like to see the arrow piercing the red apple?

Bring the page

close to your face, touch

the star with your nose, and then

look at the picture!

Answer.

Do it for yourself.

Let's Play

1. Fill in the grid with words given below. You can use one word more than once.

stick, bat/ball, eleven, table, racket, ball, stadium, football, two to four, ground

Name of the game	What you play with	Where you play it	Number of players
cricket			
hockey			
Table tennis			
football			

Answer.

Name of the game	What you play with	Where you play it	Number of players
cricket	bat/ball	ground	eleven
hockey	stick/ball	stadium	eleven
Table tennis	racket	stadium	two to four
football	football	stadium	eleven

2. Using the information in the grid, write a sentence about each game. One has been done for you.

Answer.

(a) Basketball is an outdoor game. We play it with a basketball and aim to score by shooting the ball through a hoop. There are five players in this game.

(b) Tennis is an outdoor game. We play it with a racket and a tennis ball on a court. There are two players in singles or four players in doubles in this game.

(c) Badminton is an indoor game. We play it with a racket and a shuttlecock on a court. There are two players in singles or four players in doubles in this game.

(d) Volleyball is an indoor game. We play it with a volleyball and aim to score by sending the ball over a net. There are six players in this game.

3. The following words are used in various sports. List them under the sport that they are used in.

(a) googly (b) goal (c) LBW

(d) penalty (e) free kick (f) penalty corner

Some words may be used in more than one game.

Hockey	Cricket	Football
1. Goal	1. Googly	1. Goal
2. Penalty corner	2. LBW	2. Penalty
		3. Free kick

Team Time

A Puppet head

You can use an old tennis ball which has lost its bounce, to make the head of a puppet. She looks like a little girl in a skirt and is very quick and easy to make. Look at the picture carefully and you will see how she works – your fingers are her arms!

You need –

a tennis ball, needle, wool, coloured cloth.

Method –

- 1. Start with the head. Make a small hole in the ball and push a long, thick knitting-needle (about size 3), into it.**
- 2. The needle goes in on one side and right across inside the ball to touch the opposite side.**
- 3. The hole needs to be very small, so that it is difficult to push the needle in. In this way it will fit tightly and remain firm when you play with your puppet.**
- 4. Now cut the thick top off an old nylon sock and stretch it tightly round the ball, sewing it together down the back.**
- 5. Take some coloured wool and stick on the ball. Make plaits. Paint the eyes and lips on the ball.**
- 6. Cut two holes in the coloured cloth to put in your fingers.**
- 7. Hold the needle in your hand to hold your puppet.**

Write two sentences on your puppet.

Answer.

1. The puppet I have is intricately designed with detailed features and bright, eye-catching colors.
2. It brings stories to life with its lively expressions and smooth, animated movements during performances.

Benefits of NCERT Solutions for Class 4 English Marigold Chapter 3

- **Enhanced Understanding:** The solutions provide clear explanations and answers to the questions in the textbook helping students understand the key themes, characters and plot of Nasruddin's Aim.
- **Boosts Confidence:** By providing well-structured answers and explanations these solutions help build students confidence in their ability to handle similar questions and topics in the future.
- **Helps in Language Development:** Through detailed answers and explanations students can enhance their vocabulary and grammar skills, contributing to their overall language development.
- **Clarifies Doubts:** They address common areas of confusion and help clarify doubts about the story allowing students to grasp the content more thoroughly.